

CENTRAL AREA COMMITTEE

ALEXANDRA | ST MARGARET'S | WESTGATE



POPULATION BY WARD

ALEXANDRA = **10692**

ST MARGARET'S = **8388**

WESTGATE = **10199**



POPULATION

Female population

14368

Male population

14911

TOTAL
29279



ETHNICITY

White = **80.4%**

Mixed/Multiple ethnic groups = **4.9%**

Black African/Caribbean/Black British = **4.2%**

Asian/Asian British = **7.4%**

Other ethnic groups = **3.1%**

HOUSING TENURE MIX

OWNED OUTRIGHT = **22.1%**

OWNED WITH A MORTGAGE OR
LOAN = **23.7%**

SHARED OWNERSHIP = **0.7%**

PRIVATE RENTED = **14.8%**

SOCIAL RENTED = **38.6%**



HOUSEHOLDS IN FUEL POVERTY

ALEXANDRA = **687**

(12.9%)

ST MARGARET'S = **437**

(11.7%)

WESTGATE = **846**

(18.4%)

Please note, the
definition of fuel poverty
was changed in 2021,
and is reflected in this
year's data

TOTAL
1970

(BEIS, 2022)

The domains are:

Income • Employment • Education • Skills and Training
Health and Disability • Crime • Barriers to Housing
Services • Living Environment

Each domain is given a weighting and is based on a
basket of indicators.

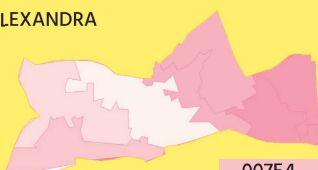
DEPRIVATION BY WARD

The Index of Multiple Deprivation (IMD) combines
information from seven domains to produce an
overall relative measure of deprivation.

1 = Most deprived

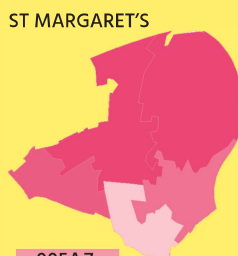
10 = Least deprived

ALEXANDRA



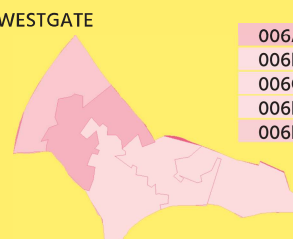
007A 5	007E 4
007C 4	007F 3
007D 5	007G 2
	007H 1

ST MARGARET'S



005A 7
005B 9
005C 8
005D 3
005E 9

WESTGATE



006A 4
006B 2
006C 2
006D 2
006E 3

Please note the process of determining indices of Deprivation is currently under review by the department for levelling up, housing and communities across UK councils and was last updated in 2019.

CENTRAL AREA COMMITTEE

ALEXANDRA | ST MARGARET'S | WESTGATE

DISABILITY

Day-to-day activities
limited a lot **6%**

Day-to-day activities
limited a little **10.2%**

Not disabled (under the Equality Act)
83.8%



EDUCATION

highest level of qualification

OTHER QUALIFICATION (GCSE grades
D - G or equivalent)
3%


LEVEL 1 AND ENTRY LEVEL
QUALIFICATION
(GCSE grades A - C or equivalent)
10.5%

LEVEL 2 QUALIFICATION
(GCE A level or equivalent)
12.9%

APPRENTICESHIP
5%

LEVEL 3 QUALIFICATION
(Higher education below degree
level)
15.5%

LEVEL 4 QUALIFICATION OR ABOVE
(Degree or equivalent and above)
34.7%



HEALTH

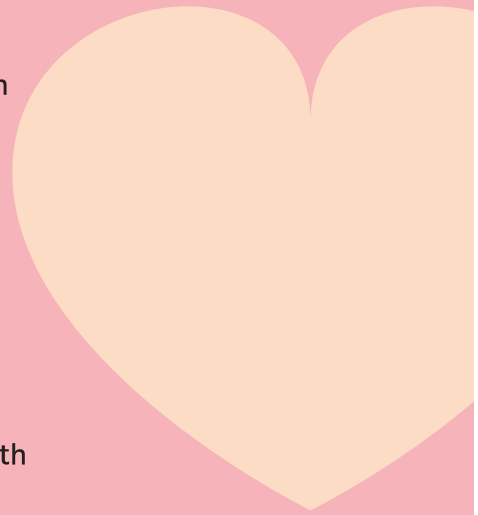
Very bad health
1%

Bad health
3.6%

Fair health
12.4%

Good health
35.2%

Very good health
47.8%



EMPLOYMENT

Economically Active

Employee = **52.6%**

Self-employed with employees = **1.5%**

Self-employed without employees = **7.3%**

Unemployed = **3.9%**

Full-time Student = **2.5%**

Economically Inactive

Retired = **15.1%**

Student = **4.6%**

Looking after home/family = **4.5%**

Long-term sick or disabled = **4.2%**

Other = **3.8%**



CRIME

Total crime cases = **5834**

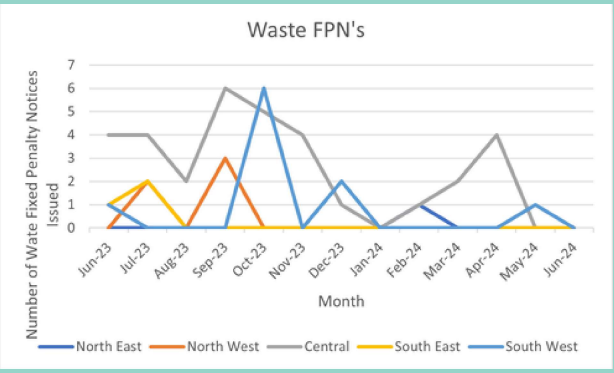
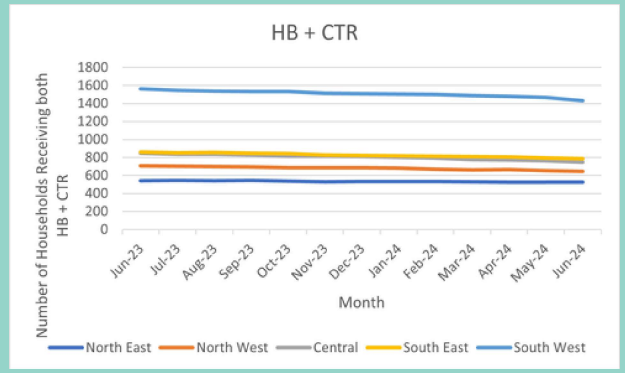
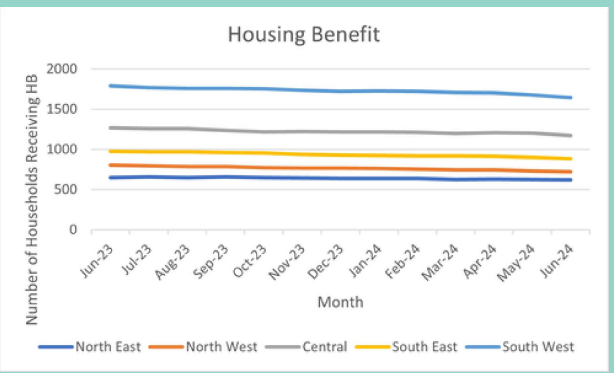
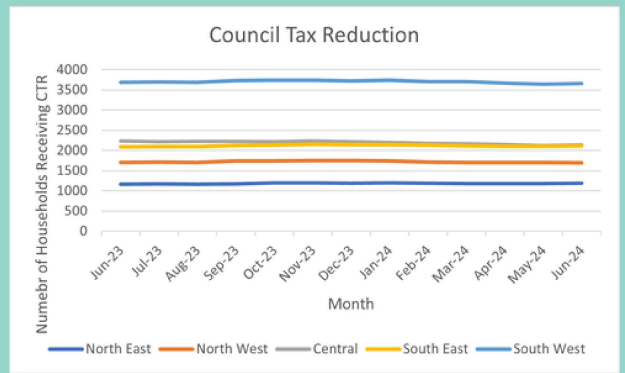
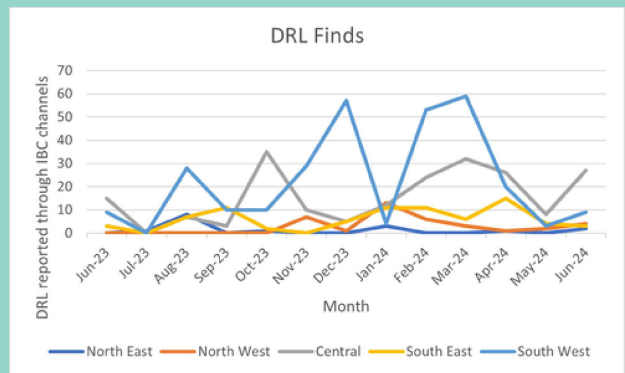
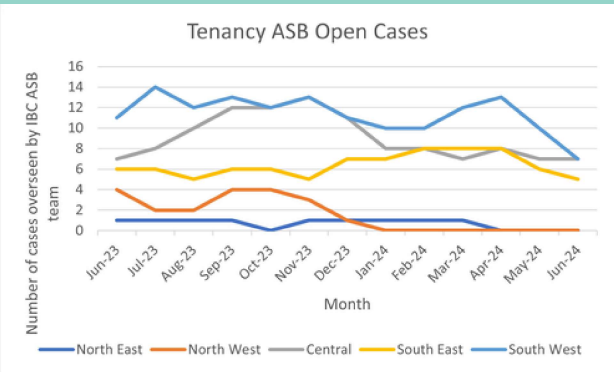
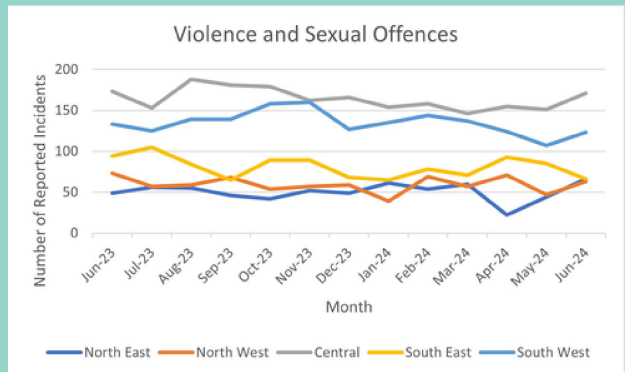
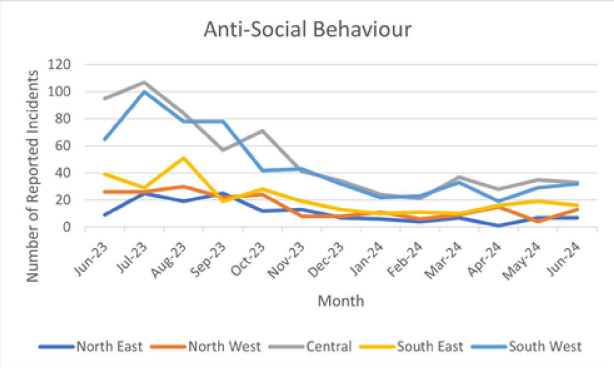
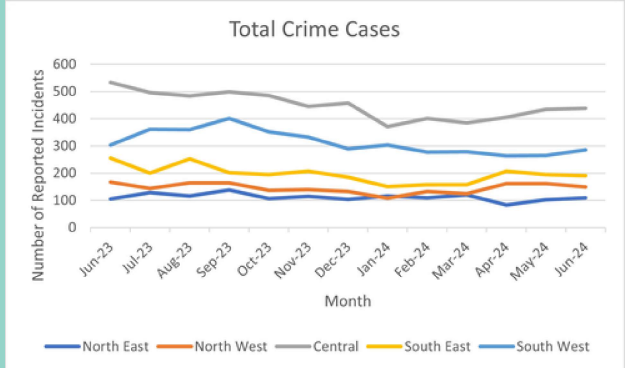
Violence and Sexual Offences = **2137**

Anti-social behaviour = **667**

DRL Finds = **204**

JUNE 2023
TO
JUNE 2024





COMMUNITY PROJECTS/ ORGANISATIONS FUNDED IN 2023-24

